



“Teacher for a Day”



Project
Quarter 4

Instructions



Students will design and present a 10-15 minutes lesson in groups from 2- 4 members.

The project has three evaluation parts and checkpoints:

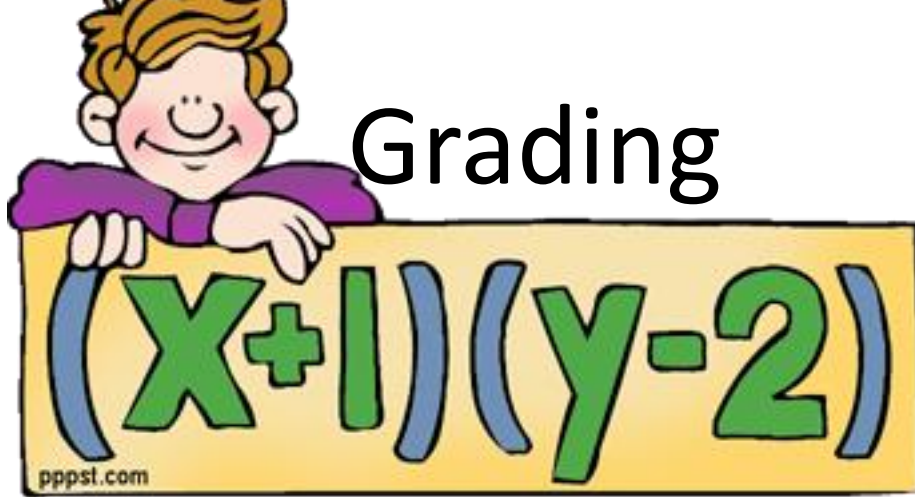
- 1) Select course lesson topic (20 pts.). You may use your textbook to select the topic. It will be discussed in class to avoid the same topic is repeated for two teams.

Due date: _____

- 2) Create the Lesson Plan (40 pts.). The lesson plan must have the structure provided (see enclosed format). **Due date:** _____

- 3) Present the Lesson to the class (40 pts.). The student presenting will copy the Math Teacher and must interact with students.

Due date: _____



item	Points
Topic selection	10
Lesson Plan	40
Instruction	50

Lesson Plan

1. Benchmark, Objective, Essential Question, Homelearning and Exit ticket filled out and connected to the lesson. **(10 pts.)**
2. Bellringer: choose a problem to practice prior knowledge that helps the student with the new concept. **(10 pts.)**
3. Whole Group: The example and explanation properly cover the objective of the selected topic for the lesson. **(10 pts.)**
4. Practice: short effective practice (provided in an attached document with actual questions and an answer key). **(10 pts.)**

Instruction

1. Bellringer: Teacher starts by solving one problem with the students on the board to practice prior knowledge. Teacher may ask a student to do the problem and/ or explain it to the rest of the class. **(10 pts.)**
2. Teacher presents the objective of the lesson and introduces the topic. **(10 pts.)**
3. Whole Group: Teacher effectively explains the concept to the class and shares an example modeling step by step solution . **(20 pts.)**
4. Practice: short effective practice (provided in an attached document with actual questions and an answer key). **(10 pts.)**